

# Adding BMO Nesbitt Burns Gateway<sup>®</sup> to Your Mobile Device

With the summer vacation season now in full swing, it doesn't mean that you need to take a vacation from your investments. Adding the BMO Nesbitt Burns Gateway ("Gateway") homepage – an online portal to your BMO Nesbitt Burns account(s) – to the home screen on your mobile device, allows you to stay connected to your portfolio, the markets and the latest business news, wherever your travels take you. Whether you use an iPhone<sup>®</sup>, BlackBerry<sup>®</sup> or Android device, accessing Gateway from your mobile device makes it easy to get information on your investments while you're on the go.

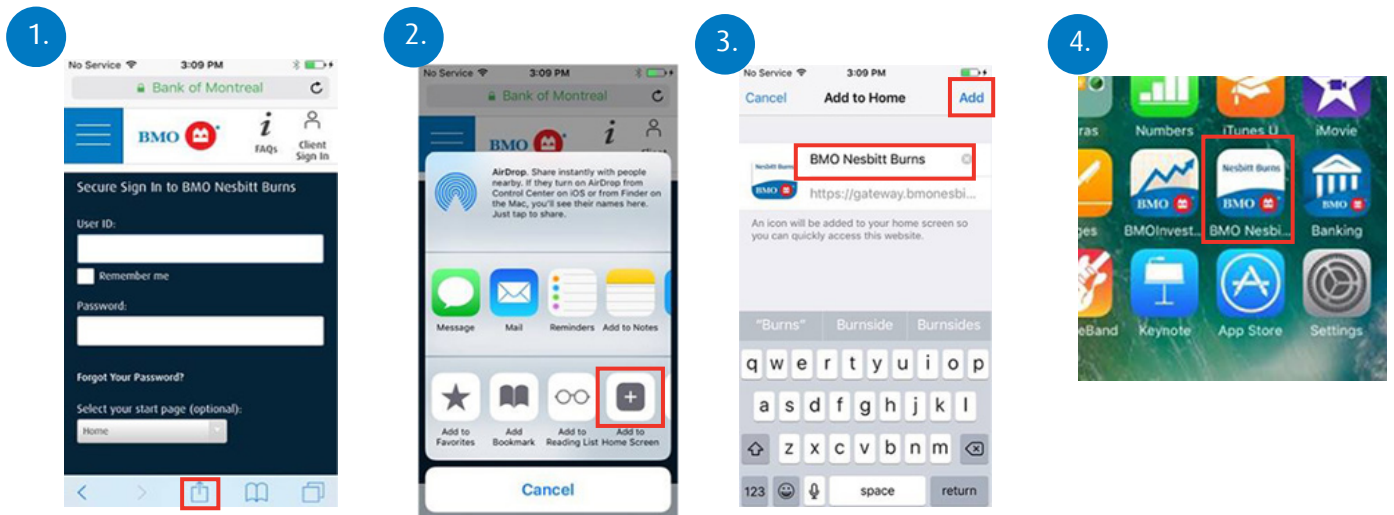
## Getting started – ensure you're registered for Gateway

Before beginning the process of downloading Gateway to your home screen, you must ensure that you're a registered Gateway user. If you're not currently registered for Gateway, contact your BMO Nesbitt Burns Investment Advisor in order to get access to Gateway.

## Adding Gateway to your homepage

To add Gateway to your home screen visit <https://gateway.bmonesbittburns.com/client/>, and follow the applicable instructions for your specific mobile device. It only takes a minute to stay connected to your investments.

### I. iPhone<sup>®</sup>



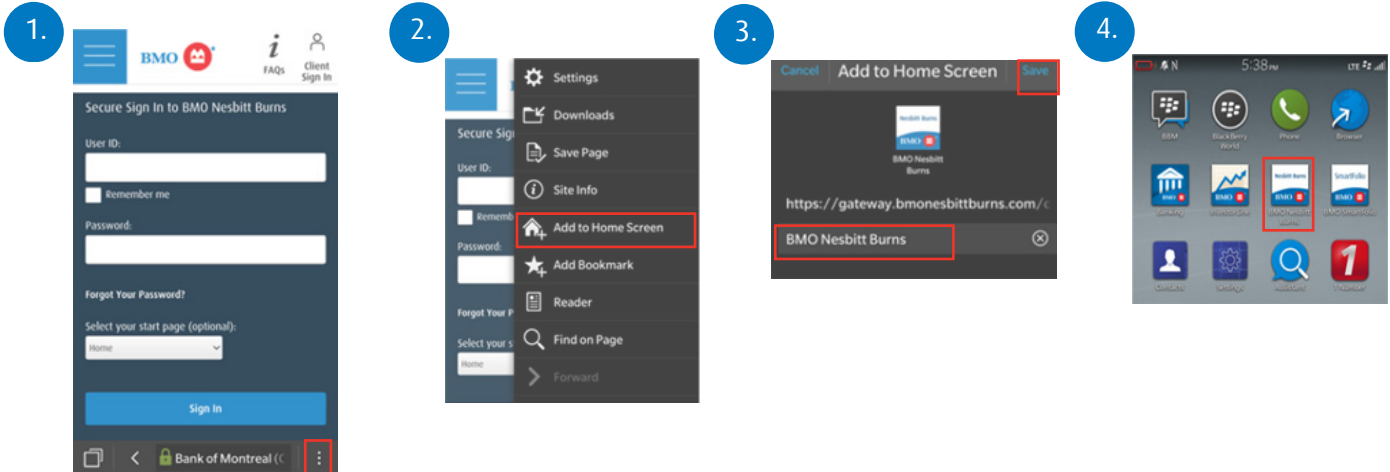
Select the 'upload' or 'airdrop' feature on your iPhone.

From the options menu, select, 'Add to Home Screen.'

Give the icon a name (i.e., BMO Nesbitt Burns) and select 'Add.'

Complete. Your BMO Nesbitt Burns tile will appear on your home screen.

II. BlackBerry®



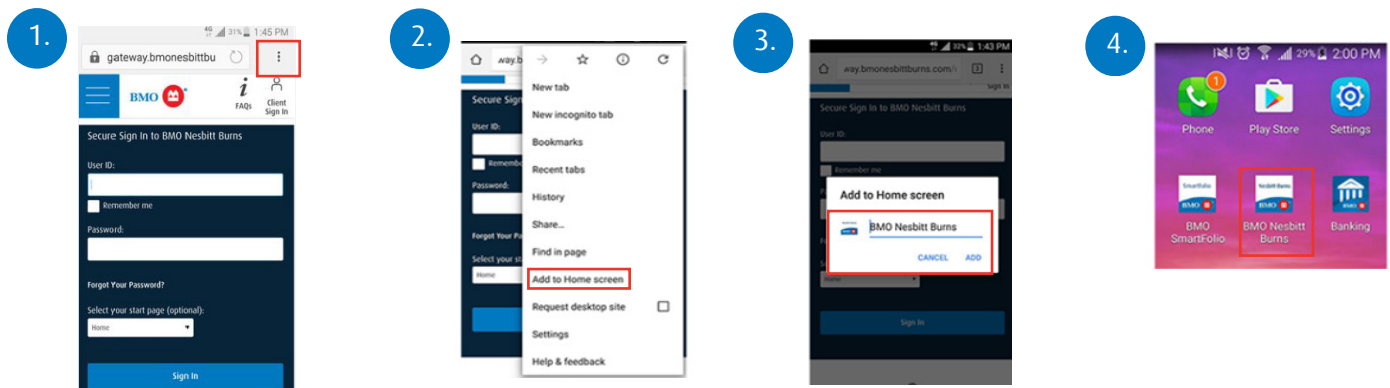
1. Select the 'More Options' menu to the right of the address bar.

2. From the options menu, select, 'Add to Home Screen.'

3. Give the icon a name (i.e., BMO Nesbitt Burns) and select 'Save.'

4. Complete. Your BMO Nesbitt Burns tile will appear on your home screen.

III. Android device



1. Select the 'More Options' menu.

2. From the options menu, select, 'Add to Home screen.'

3. Give the icon a name (i.e., BMO Nesbitt Burns) and select "ADD."

4. Complete. Your BMO Nesbitt Burns tile will appear on your home screen.

For additional questions, or to get access to Gateway, please contact your BMO Investment Advisor.



BMO Wealth Management is a brand name that refers to Bank of Montreal and certain of its affiliates in providing wealth management products and services. Not all products and services are offered by all legal entities within BMO Wealth Management.

BMO Nesbitt Burns Inc. provides comprehensive investment services and is a wholly owned subsidiary of Bank of Montreal. If you are already a client of BMO Nesbitt Burns Inc., please contact your Investment Advisor for more information. ® "BMO (M-bar Roundel symbol)" is a registered trade-mark of Bank of Montreal, used under licence. "Nesbitt Burns" and "Gateway" are registered trademarks of BMO Nesbitt Burns Inc.