

Benchmark: MSCI EAFE Index

Style Box	VALUE	VALUE BIAS	CORE	GROWTH BIAS	GROWTH
LARGE CAP	●	●	●	●	●
MID CAP	●	●	●	●	●
SMALL CAP	●	●	●	●	●

Return to Risk Statistics US\$

(as of June 30, 2007)

	3 Year	5 Year
Standard Deviation	12.2%	25.5%
Sharpe Ratio	0.49	0.20
Return to Risk	2.45	0.93
Best Quarter	19.0%	36.4%
Worst Quarter	-2.8%	-23.6%

General Information

- Date established: 1991
- Assets under management: US \$51.5 billion
- Number of investment professionals: 10
- Average number of holdings: 25-50
- Average annual turnover: 15-25%
- Average market capitalization: 30.0 billion
- Current yield: 3.22%

Representative Clients

- Assante
- Desjardins

Profile

Founded in 1991, AGF International Advisors Company Limited (AGFIA), Dublin, Ireland is a wholly owned subsidiary of AGF Management Ltd. AGFIA offers its investment expertise to pension plans, endowments, foundations and mutual funds.

Investment Philosophy and Style

AGFIA is a bottom-up value manager. The firm's investment team looks to purchase companies at a discount relative to their intrinsic value and hold them until the market recognizes that value.

The manager believes that dedicated proprietary in-house research can identify characteristics that provide the catalyst needed to unlock investor value. Examples of these characteristics include: a strong core franchise that may be temporarily under-appreciated due to unwise diversification strategies or unrecognized assets, a committed management team and/or a clear corporate strategy to overcome current and future challenges. The portfolio is selected from the best value candidates in this monitoring group and buy/sell targets are set.

The team applies a preliminary data screen on market capitalization to the stock universe to select its initial research candidates. It then applies the following 30/30/30 Rule:

- price/earnings ratio - 30% discount to market;
- dividend yield - 30% higher than market;
- 30% stock price decline from the past 12 to 18 month high and
- other criteria (e.g. price/book value) where appropriate.

The manager believes that value in the investment process is added by creating a concentrated portfolio of high conviction stocks. As such, the top ten stocks of the portfolio or a single industry sector may represent more than half of the portfolio's market value.

The most important element of fundamental research is on-the-ground fact-finding. Over the course of a year, AGFIA's team will make more than 700 company visits. A dedicated group of five investment analysts and a global strategist support the investment team.

Representative Holdings

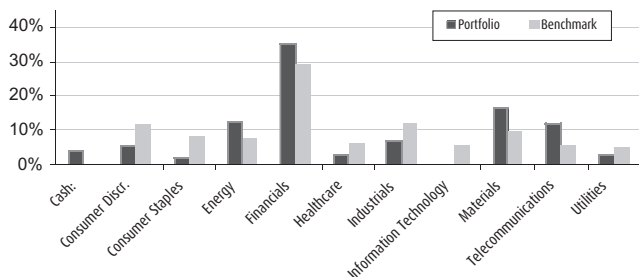
(as of June 30, 2007)

BNP ParibasFrance
 Société GénéraleFrance
 KingfisherU.K.
 Akzo NobelNetherlands

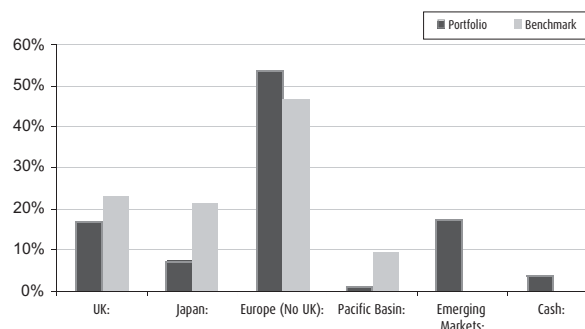
Honda Motor CompanyJapan
 KT CorpSouth Korea
 Abn AmroNetherlands
 AxaU.K.

RocheSwitzerland
 Korea Electric PowerKorea

Sector Allocation



Regional Allocation



AGF International Advisors Company Ltd.

June 30, 2007

International (ADR) Equity Portfolio

Advance Minimum Allocation: USD \$100,000

Key Personnel

John Arnold, CFA

Chief Investment Officer and Managing Director
and Senior Portfolio Advisor

Experience: Joined AGF in 1993.

Formerly worked in the U.K. for several international asset management companies.

Years of Experience: 37

Education: Diploma in Commerce Administration,
Portsmouth Polytechnic

Rory Flynn, CFA

Global Portfolio Advisor

Experience: Joined AGFIA in 1992.

Years of Experience: 14

Education: MBS, University College, Dublin;
B. Comm, University College, Cork

Yvonne Brett, CFA

Head of Research and Fund Advisor

Experience: Joined AGFIA in 1996.

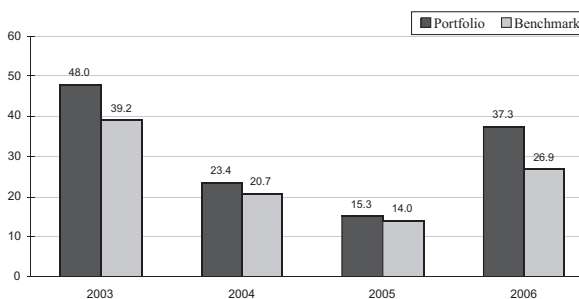
Formerly with the European Commission.

Years of Experience: 15

Education: B. Comm, University College, Dublin;
MBS, University College, Dublin

Calendar Year Performance US\$ (%)

(for the years ending December 31)



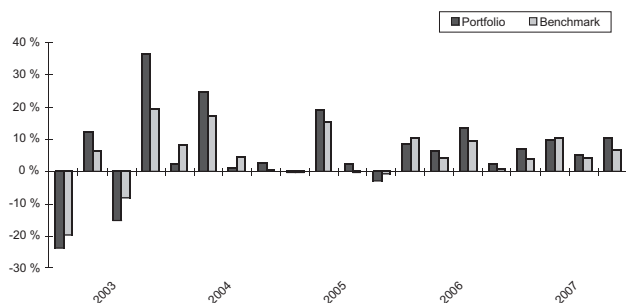
Annualized Rates of Return US\$(%)

(as of June 30, 2007)

	Portfolio	MSCI EAFE*
3 months	10.4	6.7
YTD	16.2	11.1
1 year	37.1	27.5
3 years	29.7	22.7
5 years	23.7	18.2

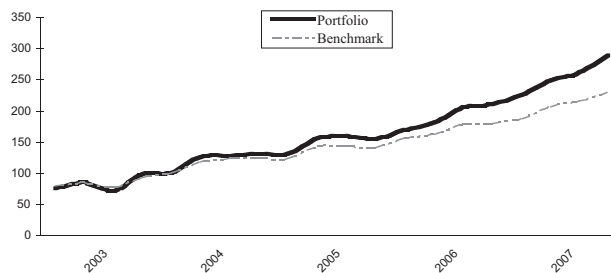
* MSCI EAFE (Europe, Australasia and the Far East)

Quarterly Rates of Return US\$



Portfolio Growth of \$100 US

Ending value as of June 30, 2007: Portfolio \$289 Benchmark \$231



PERFORMANCE NOTE: The performance data set forth herein has been obtained from Mercer Investment Consulting based on information provided by AGF International Advisors. Prior to July 2005, the performance of this mandate was based on the AGF International Equity Mutual Fund. Effective July 2005, the performance of this mandate is based on the Managers Investment Model for the program.

While this report is produced by BMO Nesbitt Burns Inc. ("BMO NBI"), the data set forth herein has been obtained from Mercer Investment Consulting and/or from publicly available documentation based on quarter end numbers. Past performance is not necessarily an indicator of future performance. Returns are calculated to include all dividends and interest income but to exclude all fees, so that they are directly comparable to the Index shown. The performance shown is based upon a model portfolio and does not reflect the actual performance of clients in the BMO Nesbitt Burns Advance Program. Performance experienced by clients during these time frames may differ from the results quoted in this report, particularly with smaller accounts or accounts that have been open less than one year, or where there have been cash flows in or out of an account. Performance may also differ due to a difference in timing between trades made in an account and the assumed time of a trade made in the model portfolio. Finally, results may differ because accounts in the BMO Nesbitt Burns Advance Program may not purchase IPOs or securities of companies related to BMO NBI or its affiliates, whereas the model portfolio does not have such restrictions. This report is prepared solely for information purposes in connection with the BMO Nesbitt Burns Advance Program. The opinions, estimates and projections contained herein are those of the Portfolio Management Advisory Group of BMO NBI as of the date hereof and are subject to change without notice. BMO NBI makes every effort to ensure that the contents have been compiled or derived from sources believed reliable and contain information and opinions that are accurate and complete. However, BMO NBI makes no representation or warranty, express or implied, in respect thereof, takes no responsibility for any errors and omissions which may be contained herein and accepts no liability whatsoever for any loss arising from any use of or reliance on this report or its contents. Information may be available to BMO NBI or its affiliates, which is not reflected herein. This report is not to be construed as an offer to sell, or solicitation for, or an offer to buy, any securities. BMO NBI, its affiliates and/or their respective officers, directors or employees may from time to time acquire, hold or sell securities mentioned herein as principal or agent. BMO NBI may act as agent, financial advisor and/or underwriter for certain of the corporations mentioned herein and may receive remuneration for same. BMO NBI is a wholly-owned subsidiary of BMO Nesbitt Burns Corporation Limited, which is an indirect subsidiary of the Bank of Montreal. BMO NBI is a member of CIPF. Bank of Montreal or its affiliates may act as a lender or provide other services to certain of the corporations mentioned herein and may receive remuneration for the same. TO US RESIDENTS: This report is not intended to be construed as an offer to sell or a solicitation to buy or sell any products or services of any kind whatsoever including without limitation securities or any other financial instrument in the United States of America or the territories or possessions thereof. TO U.K. RESIDENTS: The contents hereof are intended for the use of non-private customers and may not be issued or passed on to any person described in the Article 11(3) of the Financial Services Act 1986 (Investment Advertisements) (Exemptions) Order 1995, as amended. ® "BMO (M-bar roundel symbol)" is a registered trade-mark of Bank of Montreal, used under licence. "Nesbitt Burns" and "Advance Program" are registered trade-marks of BMO Nesbitt Burns Corporation Limited, used under licence.