

2021 Outlook: Reflation, Reopening, and Readjustment

Dirk Hofschire, CFA

Senior Vice President
Asset Allocation Research

Jacob Weinstein, CFA

Research Analyst
Asset Allocation Research

Lisa Emsbo-Mattingly, CBE

Director of Research
Asset Allocation Research

Jenna Christensen

Research Associate
Asset Allocation Research

Cait Dourney, CFA

Research Analyst
Asset Allocation Research

KEY TAKEAWAYS

- Most global economies enter 2021 in early-cycle recoveries, with a prospective economic reopening likely to lead to a broadening expansion as the year unfolds.
- The winter rise in virus cases represents a strong near-term headwind but is unlikely to cause a double-dip recession.
- Global monetary policy remains highly accommodative and supportive of asset prices, but the fiscal policy outlook is more uncertain.
- Amid positive vaccine news, investors' expectations for a full economic reopening have underpinned a reflation trade driving Treasury yields and stock prices higher.
- With higher asset valuations already reflecting positive expectations for reopening, financial markets may be influenced heavily by the trajectory of policy, inflation, and real interest rates; therefore, some volatility is likely.

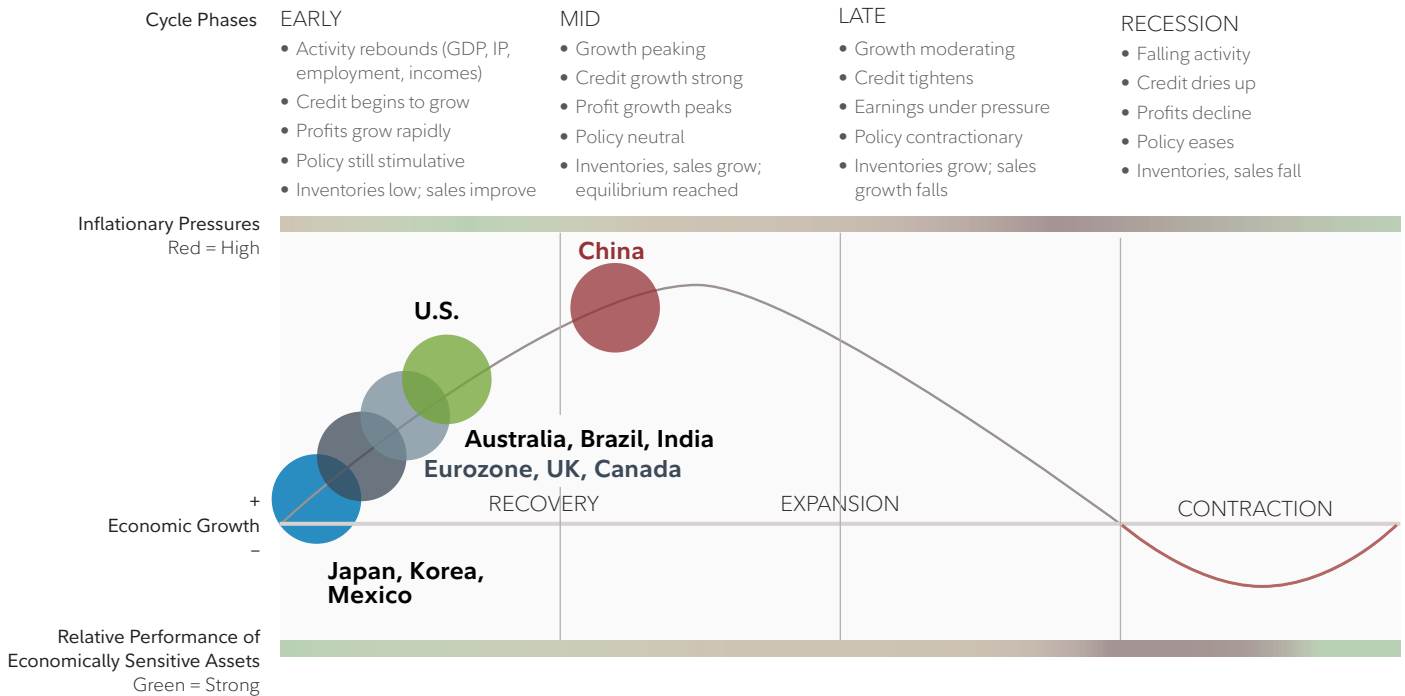
Macroeconomic backdrop: Constructive cycle progression despite winter doldrums

The global business cycle will begin 2021 in recovery mode.

- Most major economies exited brief but sharp recessions during the third quarter and have generally made improvements since the first half of 2020.
- China's progression is ahead of most other economies, in part because of its quicker emergence from lockdowns and the rapid recovery in global manufacturing (Exhibit 1, page 2).
- The U.S. is in an early-cycle recovery phase, progressing toward a mid-cycle expansion.
- Although activity remains below 2019 levels in most major economies, the prospect of a vaccine-related full reopening over the next year makes us constructive on the continued broadening of the economic expansion in 2021.

EXHIBIT 1: Most global economies remain in the early-cycle recovery phase, though a rise in COVID-19 cases has moderated the pace of growth. China has advanced to the mid-cycle phase of expansion.

Business Cycle Framework



The diagram above is a hypothetical illustration of the business cycle. There is not always a chronological, linear progression among the phases of the business cycle, and there have been cycles when the economy has skipped a phase or retraced an earlier one. Source: Fidelity Investments (Asset Allocation Research Team), as of Nov. 30, 2020.

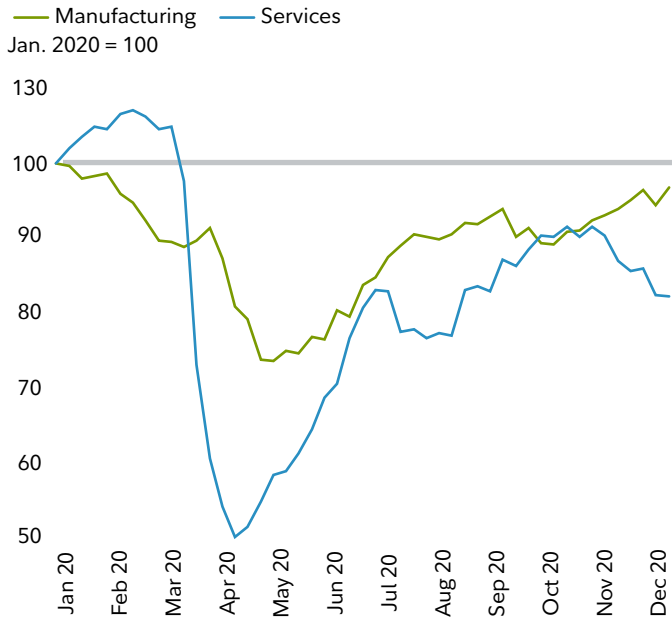
The winter virus resurgence presents a near-term headwind for economic improvement, but not one that we expect will generate a double-dip recession.

- Recent European restrictions were less stringent and therefore less harmful to economic activity than those implemented in the spring, some countries have already moved to loosen their restrictions, and the global industrial upswing continues to benefit European manufacturing and exports.
- We expect new U.S. restrictions to be on the lighter end of the range of those taken in Europe and the overall economic impact to represent a stalling rather than a severe reversal of economic momentum in the very near term. Service activity has slowed amid the recent surge in virus cases, but manufacturing activity remains strong (Exhibit 2, page 3).

- The U.S. consumer is better poised to weather this near-term economic lull due to the approximate \$1 trillion of excess savings built up over the past several months (Exhibit 3, page 3).
- Although the savings is unequally distributed across U.S. households, the aggregate savings cushion is the result of reduced spending and massive government transfers during the first half of the year. Personal savings rates averaged 20% from April through October—nearly three times as high as the rate at the end of 2019.

EXHIBIT 2: The recovery in manufacturing has persisted, while service industry activity has slowed amid the new wave of virus cases.

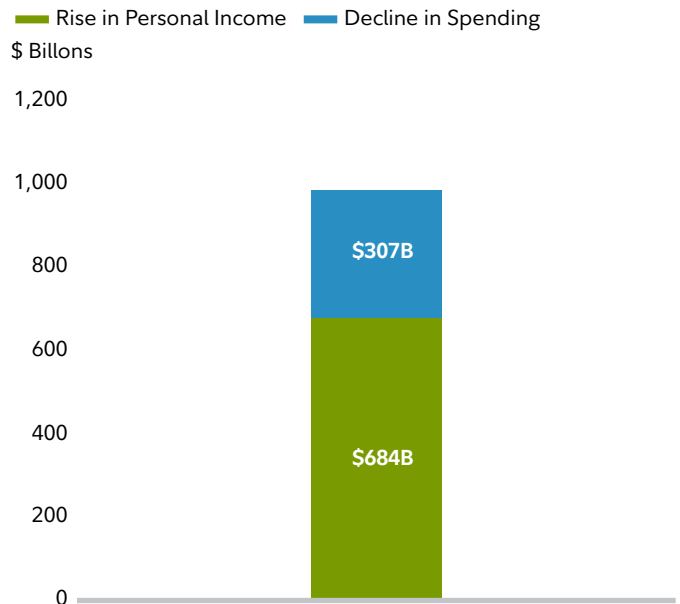
AART High Frequency Composite Indices



AART Services and Manufacturing Indices are proprietary indices based on high-frequency data from multiple and variable sources. Source: Haver Analytics, Fidelity Investments (AART), as of Dec. 4, 2020.

EXHIBIT 3: U.S. consumers have amassed excess savings over the past several months; which should help them withstand a near-term economic setback.

Excess Personal Savings Breakdown



Source: Bureau of Economic Analysis, Haver Analytics, Fidelity Investments (AART), as of Oct. 31, 2020.

Policy environment: Supportive monetary, uncertain fiscal

Global monetary policy remains extremely accommodative, with the Federal Reserve and other central banks anchoring short-term interest rates around zero and expanding their balance sheets through quantitative easing (QE) and other extraordinary programs (Exhibit 4, page 4).

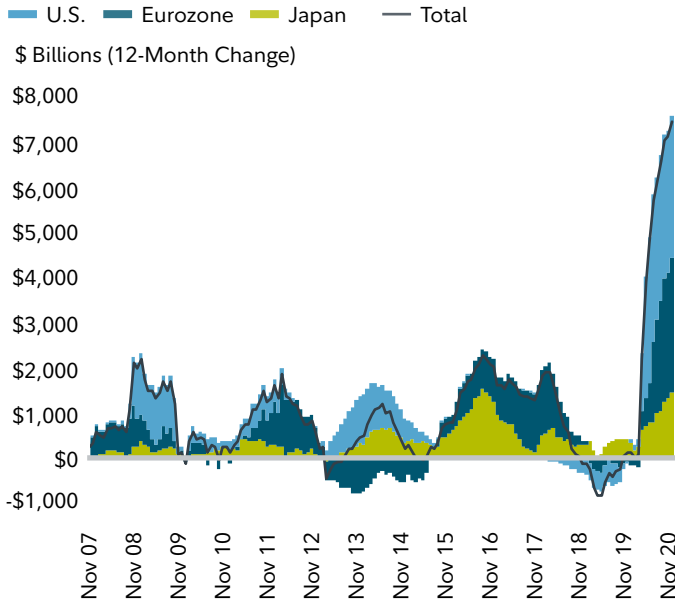
- The QE tailwind is less forceful than it was at the beginning of the pandemic outbreak in the spring, but it remains a supportive liquidity backdrop for asset markets.
- Near record-low Treasury yields also support higher asset valuations, as all other types of assets look attractive by comparison.

Fiscal-policy uncertainty contributes to the cloudy inflation outlook for 2021.

- The U.S. Congress approved a roughly \$900 billion stimulus package in late December that will help offset some of the near-term, virus-related economic weakness.
- However, a growing budget crunch at the state and local level implies the possibility of a fiscal drag on the economy in 2021.
- The Georgia Senate runoffs in early January will determine which party controls the Senate in 2021, which will shape fiscal policy for the remainder of the year.

EXHIBIT 4: Monetary policy from central banks around the world remains extremely accommodative.

Central Bank Balance Sheets

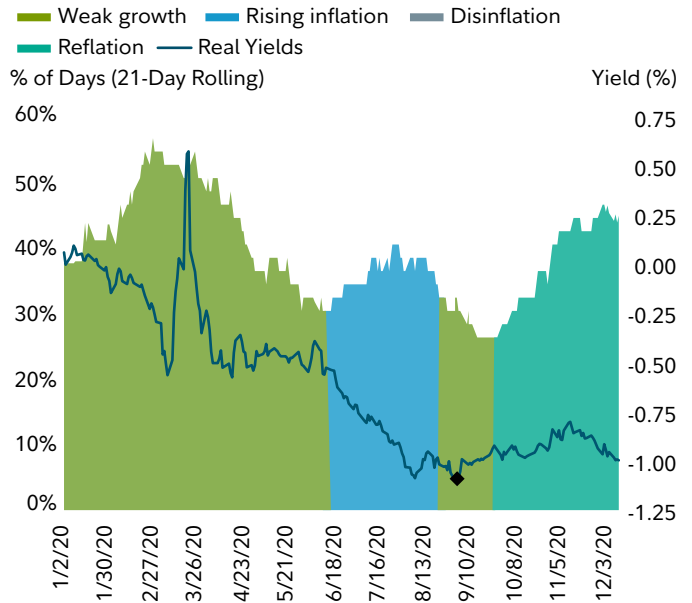


Source: Federal Reserve, Bank of Japan, European Central Bank, Haver Analytics, Fidelity Investments (AART), as of Nov. 30, 2020.

- If the Senate remains in Republican control and results in a divided government, fiscal policy will be less likely to experience significant changes and would be less supportive of economic growth (and inflation) in 2021.
- A Democrat-controlled Senate would likely move to legislate larger fiscal deficits and higher-multiplier government spending. This scenario could generate greater inflation risk on a 12- to 18-month basis if a renewed fiscal push accompanies a widespread reopening of the economy.

EXHIBIT 5: Real yields bottomed in early September and rose modestly since, as investors anticipated a reflationary economic backdrop.

Real Yields in 2020



Shaded areas represent regimes with respect to the direction of real rates. The regimes are determined by the dominating factor between the change in 10-Year Treasury bond yields and 10-Year breakeven rates as implied by Treasury Inflation Protected Securities. Source: Bloomberg Finance L.P., Fidelity Investments (AART), as of Dec. 11, 2020.

Reflation driven by reopening expectations: Expect some volatility too

Positive vaccine developments and expectations for a full economic reopening in 2021 generated a “reflation” trade in financial markets during the final months of 2020. A reflation trade is marked by upward pressure on Treasury bond yields amid rising expectations for an acceleration in nominal growth.

- After a period of weak growth amid falling real (inflation-adjusted) rates through the first two-thirds of 2020, real rates bottomed on September 1 and rose modestly from extremely low, negative levels (Exhibit 5).

EXHIBIT 6: Performance leadership has shifted amid a reflation dynamic, with small caps and emerging-market stocks outperforming since September.

Asset Performance During 2020

	Jan 1– Aug 31, 2020	Sep 1– Dec 11, 2020
U.S. Small Cap	-5%	22%
EM Equities	2%	13%
DM Equities	-4%	10%
U.S. Value	-10%	10%
High Yield	2%	4%
U.S. Large Cap	11%	4%
U.S. Growth	36%	1%
IG Bonds	7%	0%

EM: emerging market. DM: developed market. IG: investment grade. Source: Bloomberg Finance L.P., Fidelity Investments (AART), as of Dec. 11, 2020.

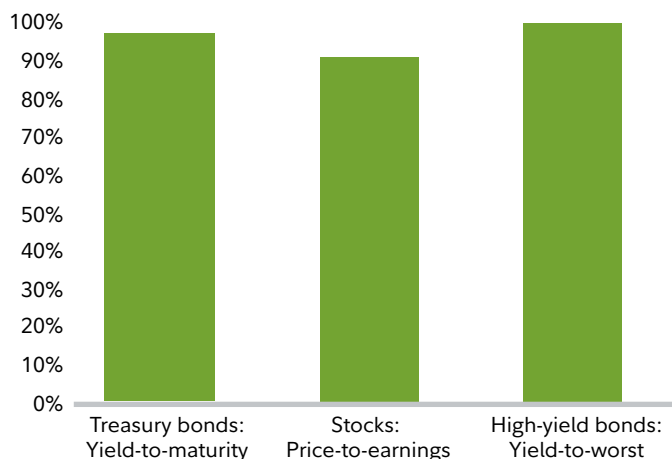
- This reflation dynamic created a reversal in the leadership patterns of asset performance, with categories such as small cap and value stocks spearheading stock-market gains. Non-U.S. equities, particularly emerging-market stocks, outperformed amid hopes for a global acceleration (Exhibit 6).
- This generally reflationary backdrop seems likely to persist as the world moves toward a fuller reopening and the post-pandemic phase.

As the reopening becomes reality, financial-market patterns may be influenced heavily by the trajectory of policy, inflation, and real interest rates.

- The broadening of the economic expansion toward mid-cycle appears likely as 2021 moves along, and this phase has historically provided a relatively positive setting for asset returns.

EXHIBIT 7: With Treasury yields near all-time lows, riskier assets appear to have priced in good news and are trading near the top of their historical ranges.

Percentile Valuation of U.S. Assets: Today Vs. History (1989–2020)



Treasury bonds represented by 10-year Treasuries. Stocks represented by the S&P 500 index. High-yield bonds represented by the Bloomberg Barclays U.S. Corporate High Yield Bond Index. Yield-to-maturity reflects the total return anticipated on a bond held until maturity. Yield-to-worst reflects the lowest yield an investor can expect when investing in a callable bond. Source: Bloomberg, FactSet, Fidelity Investments (AART), as of Dec 10, 2020.

- Significant positive news has already been priced into asset markets, with riskier asset prices now trading at the upper end of their historical norms (Exhibit 7).
- Upon re-opening, supply constraints and pent-up demand may continue to drive inflation expectations higher. More accommodative fiscal and monetary policies could sustain the inflation pressures, which could push bond yields higher and potentially threaten valuations of riskier assets.
- Alternatively, if policymakers dial back the monetary and fiscal response, a more moderate growth backdrop may raise the risk of a growth disappointment relative to market expectations.
- Given this broad range of outcomes, we expect more modest asset returns in 2021 and the potential for volatility to remain elevated amid shifting expectations.

Readjustment: Beyond 2021

As businesses, consumers, and policymakers adjust to the post-pandemic landscape, financial markets are likely to readjust their own expectations.

- Policymakers appear likely to continue to favor significant support for the financial markets and economy, but improving conditions will undoubtedly bring the magnitude of their commitment into question over time.
- Our focus will be on the potential for a sustained rise in inflationary expectations to disrupt the low-rate environment that underpins above-average asset valuations. We believe inflation-resistant assets such as TIPS and commodities offer important diversification against this inflation risk.
- Non-U.S. assets, including foreign currencies, appear less expensive than U.S. investments and offer important diversifying exposures at a time when hard-hit developing economies may benefit the most from widespread vaccinations and a global reopening.
- While the mid-cycle phase has historically been positive for risky assets, it has also tended to experience more frequent equity corrections. Volatility may remain elevated.
- Overall, the 2021 reopening is likely to generate additional and unforeseeable surprises, implying portfolio diversification across a broad array of assets will prove as important as ever.



Author

Dirk Hofschire, CFA

Senior Vice President, Asset Allocation Research

Jacob Weinstein, CFA

Research Analyst, Asset Allocation Research

Lisa Emsbo-Mattingly, CBE

Director of Research, Asset Allocation Research

Jenna Christensen

Research Associate, Asset Allocation Research

Cait Dourney, CFA

Research Analyst, Asset Allocation Research

The Asset Allocation Research Team (AART) conducts economic, fundamental, and quantitative research to develop asset allocation recommendations for Fidelity's portfolio managers and investment teams. AART is responsible for analyzing and synthesizing investment perspectives across Fidelity's asset management unit to generate insights on macroeconomic and financial market trends and their implications for asset allocation.

Fidelity Thought Leadership Vice President Christie Myers provided editorial direction for this article.

Information provided in this document is for informational and educational purposes only. To the extent any investment information in this material is deemed to be a recommendation, it is not meant to be impartial investment advice or advice in a fiduciary capacity and is not intended to be used as a primary basis for you or your client's investment decisions. Fidelity and its representatives may have a conflict of interest in the products or services mentioned in this material because they have a financial interest in them, and receive compensation, directly or indirectly, in connection with the management, distribution, and/or servicing of these products or services, including Fidelity funds, certain third-party funds and products, and certain investment services.

Information presented herein is for discussion and illustrative purposes only and is not a recommendation or an offer or solicitation to buy or sell any securities. Views expressed are as of 8/31/20, based on the information available at that time, and may change based on market and other conditions. Unless otherwise noted, the opinions provided are those of the author and not necessarily those of Fidelity Investments or its affiliates. Fidelity does not assume any duty to update any of the information.

Investment decisions should be based on an individual's own goals, time horizon, and tolerance for risk. Nothing in this content should be considered to be legal or tax advice, and you are encouraged to consult your own lawyer, accountant, or other advisor before making any financial decision.

Investing involves risk, including risk of loss.

Past performance and dividend rates are historical and do not guarantee future results.

Diversification and asset allocation do not ensure a profit or guarantee against loss.

All indices are unmanaged. You cannot invest directly in an index.

S&P 500 index is a market capitalization-weighted index of 500 common stocks chosen for market size, liquidity, and industry group representation to represent U.S. equity performance.

Bloomberg Barclays U.S. Corporate High Yield Bond Index is a market value-weighted index covering the universe of dollar-denominated, fixed-rate, non-investment grade debt. Eurobonds and debt issues from countries designated as emerging markets are excluded.

Stock markets are volatile and can fluctuate significantly in response to company, industry, political, regulatory, market, or economic developments. Foreign markets can be more volatile than U.S. markets due to increased risks of adverse issuer, political, market, or economic developments, all of which are magnified in emerging markets. These risks are particularly significant for investments that focus on a single country or region.

Although bonds generally present less short-term risk and volatility than stocks, bonds do contain interest rate risk (as interest rates rise, bond prices usually fall, and vice versa) and the risk of default, or the risk that an issuer will be unable to make income or principal payments.

Additionally, bonds and short-term investments entail greater inflation risk—the risk that the return of an investment will not keep up with increases in the prices of goods and services—than stocks. Increases in real interest rates can cause the price of inflation-protected debt securities to decrease.

The Chartered Financial Analyst (CFA) designation is offered by the CFA Institute. To obtain the CFA charter, candidates must pass three exams demonstrating their competence, integrity, and extensive knowledge in accounting, ethical and professional standards, economics, portfolio management, and security analysis, and must also have at least four years of qualifying work experience, among other requirements.

Fidelity InstitutionalSM provides investment products through Fidelity Distributors Company LLC; clearing, custody, or other brokerage services through National Financial Services LLC or Fidelity Brokerage Services LLC (Members NYSE, SIPC); and institutional advisory services through Fidelity Institutional Wealth Adviser LLC.

Personal and workplace investment products are provided by Fidelity Brokerage Services LLC, Member NYSE, SIPC.

Institutional asset management is provided by FIAM LLC and Fidelity Institutional Asset Management Trust Company.

© 2020 FMR LLC. All rights reserved.

960037.1.0